




## Color Chart



### HIGH TIDE

Std. Blue, Light Blue, and Pale Grey




### TRADE WINDS

Light Blue, Dark Grey, and Pale Grey



### NORTH SHORE

Std. Blue, Light Blue, and Cream



### TAHITI PEARL

Dark Grey, Pale Grey, and Cream



### COBALT COVE

Std. Blue, Light Blue, and Teal



### DESERT WINDS

Brown, Beige, and Cream




### BLUE LAGOON

Std. Blue, Teal, and Cream



### ISLAND PARADISE

Beige, Red, and Cream



### SEAFOAM

Std. Blue, Teal, and Bright Green



### BAJA DUNES

Red, Brown, and Beige

Custom colors are also available at a premium rate. Additional color blends are available in 1/3 or 33% ratios only. Note that the standard wear course thickness is 1/4".

Disclaimer: The colors printed here are for guidance only. Final selections should be made using a sample.